



FRAMCOLOR

Eclectic
(ARE


&

FRAMCOLOR
Eclectic

COLOR COMPARISON GUIDE



 framesi®
JUST FOR YOU



FRAMCOLOR
Eclectic
(ARE
&


FRAMCOLOR
Eclectic



TABLE OF CONTENTS


INTRODUCTION.....	4-5
FRAMCOLOR ECLECTIC CARE APPLICATION INSTRUCTIONS.....	6
FRAMCOLOR ECLECTIC CARE SERIES & BASES.....	7
NUMBERING SYSTEM KEY.....	8
MIXING FRAMCOLOR ECLECTIC CARE AND FRAMCOLOR ECLECTIC.....	9
FRAMCOLOR ECLECTIC CARE VS. FRAMCOLOR ECLECTIC.....	10
FRAMCOLOR ECLECTIC CARE COMPARISONS.....	11-16
CHI IONIC PERMANENT SHINE.....	11
GOLDWELL NECTAYA.....	12
L'ORÉAL INOA.....	13
MATRIX COLORINSIDER.....	14
REDKEN CHROMATICS.....	15
SCHWARZKOPF ESSENSITY.....	16
FRAMCOLOR ECLECTIC APPLICATION INSTRUCTIONS.....	17
FRAMCOLOR ECLECTIC SERIES & BASES.....	18
FRAMCOLOR ECLECTIC COMPARISONS.....	19-24
GOLDWELL COLORANCE.....	19
L'ORÉAL DIA LIGHT/RICHESSE.....	20
MATRIX COLOR SYNC.....	21
REDKEN SHADES EQ.....	22
SCHWARZKOPF VIBRANCE.....	23
WELLA COLOR TOUCH.....	24
PATCH TESTING.....	25
COMPLETING THE COLOR SERVICE.....	26

INTRODUCTION



Color Comparison Guide

Every color line is unique. This color conversion guide provides you with a quick reference for converting your existing formulations to **framcolor Eclectic CARE** and **framcolor Eclectic**, but a test strand is recommended for best results. This guide is not designed to replace hands on education, which is offered to you **free of charge** as a new framesi customer.



For live assistance call framesi Technical Assistance at 1.800.245.6323
Monday-Friday, 9:00 a.m. - 8:00 p.m., Saturday 10 a.m. - 2 p.m.
Eastern Standard Time

For optimal results, use this guide in conjunction with the **framesi** Four Steps to Formulation:

1. DETERMINE THE NATURAL LEVEL (NL)
Match the natural level of the hair using the “NP” Series on the **framcolor Eclectic CARE and framcolor Eclectic** Swatch Chart.
2. DETERMINE THE DESIRED LEVEL (DL)
Determine the final desired level. Is the client going darker, lighter, or staying the same color level?
3. DETERMINE THE TONAL VALUE OF THE DESIRED LEVEL
The final tone results depend upon the base of the color applied and the remaining color at the desired level. Remaining color is the color the natural hair is lifted to during processing period. Remaining color is found at the desired lift level on the chart. When coloring hair, the remaining color may be enhanced or refined, depending on the base of the series applied. Refer to the “Color Wheel” and “Series/Bases” in the **framcolor Eclectic CARE and framcolor Eclectic** manual.
4. DETERMINE THE CORRECT DEVELOPER
Refer to *Developer Usage Chart* on pg. 6

FRAMCOLOR ECLECTIC CARE APPLICATION INSTRUCTIONS

Framcolor Eclectic CARE is measured using the universal metric system, based on units of 10 called cc's.

Each tube of framcolor Eclectic and framcolor Eclectic CARE is clearly marked in six 10cc increments, for ultimate ease in measuring.



1 tube = 60cc
60cc = 2 ounces

1 tube = 2 Color Applications
1 Color application = 30cc (1 ounce)

framcolor Eclectic CARE

APPLICATION & TIMING

Apply framcolor Eclectic starting at the scalp, working through the ends of the hair.

Process according to the chart below:

MIXING

- Mix 30cc (1 oz.) of framcolor Eclectic CARE with 60cc (2 oz.) of the appropriate volume activator.
- Be sure when performing any color service to first conduct a patch test.

Desired End Result	Volume of Developer	Processing Time
Tone on Tone or 1 level of lift	20 Volume	35 minutes
2 levels of lift	30 Volume	35 minutes
3 levels of lift	40 Volume	35 - 45 minutes
Tone on Tone / Refreshing Faded Ends	15 or 20 Volume	20 minutes
Toning Pre-Lightened hair	15 Volume	5 - 10 minutes

For unlimited creativity, framcolor Eclectic CARE Permanent haircolor can be mixed with framcolor Eclectic Demi-Permanent haircolor, transforming framcolor Eclectic into a Permanent color system by following the chart on pg. 9

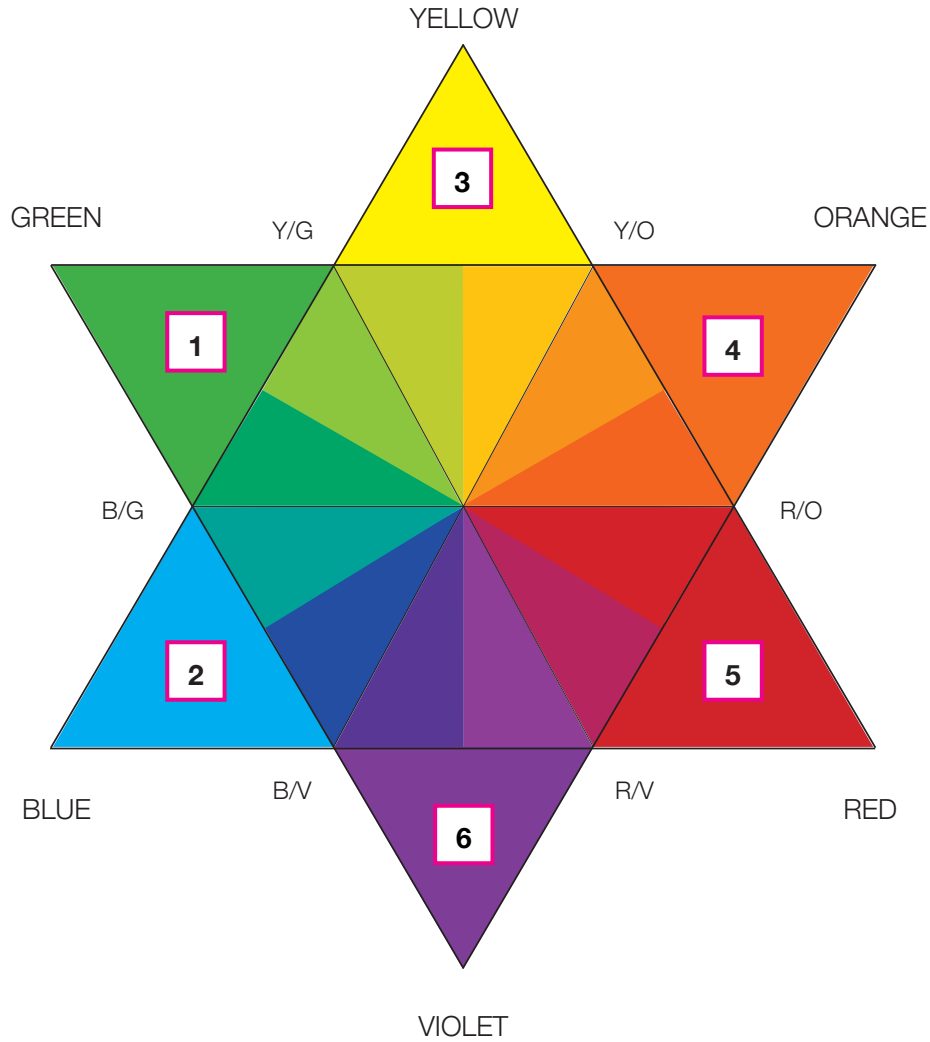
*Note: At times, clients with resistant gray will call for more advanced formulation. We recommend trying the following:

1. Increase developer 10 volume (example: if using 20 volume, increase to 30 volume for extremely resistant hair)
2. Add framesi Color Method Gray Color Booster, specifically formulated to boost gray coverage and color deposit on the most resistant, coarse hair types.

FRAMCOLOR ECLECTIC CARE SERIES AND BASES

Reflex (Tone)	Base	Suggested Uses
NATURALS		
.1	Blue-Violet	<ul style="list-style-type: none"> ◇ Can be used alone for 100% gray coverage ◇ Create neutral, full-bodied browns and blondes
COFFEE		
.25	Blue-Red	<ul style="list-style-type: none"> ◇ Can be used alone for 100% gray coverage ◇ Create cool, rich-coffee browns
ASHES		
.1	Green	<ul style="list-style-type: none"> ◇ Perfect for achieving the coolest and most controlled shades ◇ Must be mixed with the Natural Series for 100% gray coverage
COOL BROWNS		
.12 7.26	Green-Blue Blue-Violet	<ul style="list-style-type: none"> ◇ Can be used alone for 100% gray coverage ◇ Create cool, natural ashes while controlling unwanted warmth
COOL BEIGES		
.262	Blue Violet Blue	<ul style="list-style-type: none"> ◇ Can be used alone for 100% gray coverage ◇ Create cool beige blondes ◇ Excellent for low-lighting and toning highlights
WARM BEIGE		
.363	Yellow Violet Yellow	<ul style="list-style-type: none"> ◇ Can be used alone for 100% gray coverage ◇ Create beautiful, warm beige blondes ◇ Excellent for low-lighting and toning highlights
GOLD		
.3	Yellow	<ul style="list-style-type: none"> ◇ Can be used alone for 100% gray coverage ◇ Natural, soft, golden tones
ORANGE		
.4	Orange	<ul style="list-style-type: none"> ◇ Can be used alone for 100% gray coverage ◇ Bright orange tones ◇ Can be mixed with other series to reduce intensity
RED		
.5	Red	<ul style="list-style-type: none"> ◇ Can be used alone for 100% gray coverage ◇ Intense red tones ◇ Can be mixed with other series to reduce intensity
VIOLET		
4.26 .6	Blue-Violet Violet	<ul style="list-style-type: none"> ◇ Can be used alone for 100% gray coverage ◇ Intense violet tones ◇ Can be mixed with other series to reduce intensity
PEARL TONERS		
.16	Green-Violet	<ul style="list-style-type: none"> ◇ Perfect for toning highlights and creating beautiful pearl-blondes ◇ Controls unwanted warmth
.61	Violet-Blue	<ul style="list-style-type: none"> ◇ Perfect for creating highlights and creating delicate, icy blonde results ◇ Controls unwanted warmth at the lightest levels

NUMBERING SYSTEM KEY



NUMBERING SYSTEM KEY

Level is denoted by the left most number.

. a separation mark between level and description

* denotes brown in the base

0 denotes extreme gray coverage

1 = Green

4 = Orange

2 = Blue

5 = Red

3 = Yellow

6 = Violet

MIXING FRAMCOLOR ECLECTIC CARE AND FRAMCOLOR ECLECTIC

Framcolor Eclectic CARE permanent haircolor and framcolor Eclectic demi-permanent haircolor can be mixed together to create a permanent color system by following the method below:

Desired End Result	framcolor ECLECTIC CARE	framcolor ECLECTIC
For permanent deposit and toning	2 parts	2 parts
For permanent lift and gray coverage	3 parts	1 part



framcolor Eclectic CARE

Framcolor Eclectic CARE is an ammonia and fragrance free PERMANENT hair color that offers:

- ◇ 100% gray coverage with every shade
- ◇ Up to 3 levels of lift
- ◇ No build up on hair
- ◇ Age-Prevention Technology
- ◇ Evolved system of ancient oils, vitamins, and amino acids for unsurpassed shine
- ◇ Longest lasting ammonia-free permanent haircolor in the industry

framcolor Eclectic

Framcolor Eclectic is an ammonia free PPD free DEMI-PERMANENT hair color that offers:

- ◇ No lift, deposit only cream color
- ◇ Encapsulation Technology with Capsulate Complex
- ◇ Black Diamond Extract for stunning shine
- ◇ No build up, will not fade off-tone
- ◇ Excellent for low-lighting and toning
- ◇ 80-100% gray coverage with the IN (Intense Natural) Series

CHI IONIC PERMANENT SHINE COMPARED TO FRAMCOLOR ECLECTIC CARE

Color Key: ● - framcolor ECLECTIC

NEUTRAL

CHI Ionic	framcolor Eclectic CARE
2N	2NE
3N	4 + 2NE
4N	4 (25cc) + 3IN (5cc)
5N	4
6N	5
7N	6
8N	7
9N	8
10N	9

COOL

CHI Ionic	framcolor Eclectic CARE
4A	4 (25cc) + 4.25 (5cc)
5A	4 (25cc) + 5.25 (5cc)
6A	6.12
7A	7.26
8A	7.26 + 8.1
9A	8.262
5AA	5.1
6AA	6.1
7AA	7.1
8AA	8.1
6B	5 + 7.26
8B	7 + 8.262
10B	9 (20cc) + 8.262 (10cc)
7I	7.26
9I	9.16

WARM

CHI Ionic	framcolor Eclectic CARE
5W	5.25
6W	5 + 6.3
7W	6 + 7.3
8W	7 + 8.363
5G	5 + 6.3
6G	6.3
7G	7.3
8G	8.363
9G	9.3
10G	9.3 (25cc) + OE (5cc)
4RB	4 (25cc) + 5.5 (5cc)
6RB	5 (20cc) + 6.5 (10cc)
7RB	6 (20cc) + 6.5 (10cc)
8RB	7 (25cc) + 6.5 (5cc)
4CM	4 (25cc) + 4HCE (5cc)

WARM cont'd

CHI Ionic	framcolor Eclectic CARE
5CM	5 (25cc) + 5HCE (5cc)
6CM	6.3 (25cc) + 6.12 (5cc)
7CM	7.3 (25cc) + 7.26 (5cc)
8CM	8.363 (25cc) + 7.26 (5cc)

RED

CHI Ionic	framcolor Eclectic CARE
5CG	5 (25cc) + 6.4 (5cc)
7CG	7.3 + 7.4
8CG	8.4 + 7.3
9CG	9.3 + 8.4
5C	5 + 6.4
6C	6.4
7C	7.4
8C	8.4
4RR	4 + 5.5
5RR	5.5
6RR	6.5
7RR	7 + 6.5
8RR	8 + 6.5
4RV	4.26
5RV	4.6 + 5.5
6RV	5.5 + 5.6
7RV	7.26 (20cc) + 6.5 (10cc)
8RV	8.262 (20cc) + 6.5 (10cc)

COVERAGE PLUS NATURAL

CHI Ionic	framcolor Eclectic CARE
50-4N	4 (20cc) + 3IN (10cc)
50-5N	4
50-6N	5
50-7N	6
50-8N	7
50-9N	8
50-10N	9

COVERAGE PLUS NATURAL WARM

CHI Ionic	framcolor Eclectic CARE
50-4W	4.25
50-6W	5.25
50-8W	7 (25cc) + 7HCE (5cc)

COVERAGE PLUS NATURAL RED

CHI Ionic	framcolor Eclectic CARE
50-5R	4 + 5.5
50-7R	6 + 6.5
50-9R	9 + 6.5

GOLDWELL NECTAYA COMPARISON TO FRAMCOLOR ECLECTIC CARE

Color Key: ● - framcolor ECLECTIC

NATURALS

Goldwell Nectaya	framcolor Eclectic CARE
2N	2NE
3N	3NE + 3IN
4N	4 + 3IN
5N	4
6N	5
7N	6
8N	7
9N	8
5NN	4 + 4IN
6NN	5 + 5IN
7NN	6 + 6IN
8NN	7 + 7IN

WARMs

Goldwell Nectaya	framcolor Eclectic CARE
7G	7.3
8G	8.363
4B	4.25
6B	5.25
7BN	7.26
9BN	9 + 9.16
7GB	7.26
5BG	6.3 + 6.12
10BG	9.3 + 10.61
6RB	6 + 6.5
6K	6.4
8K	8.4
6KG	6.4 + 6.3
5BK	5 + 6.4
6KR	6.4 + 6.5

COOLs

Goldwell Nectaya	framcolor Eclectic CARE
6NA	6.1
7NA	7.1
9NA	9 (20cc) + 8.16 (10cc)
8BA	8.262
10BA	10.61
5MB	5 + 5.25
6BS	6.12 + 6SE
10BS	10.61 + 9SE
3VV	4.6
6VV	5.6
5R	5.5
6R	6.5
4BV	4 + 4.6

L'ORÉAL INOA COMPARISON TO FRAMCOLOR ECLECTIC CARE

Color Key: ● - framcolor ECLECTIC

NATURALS

L'Oréal INOA	framcolor Eclectic CARE
1/N	2NE
3/N	4 + 2NE
4/N	4
5/N	5
6/N	6
7/N	7
8/N	8
9/N	9
10/N	9 (25cc) + 0E (5cc)
4.0/NN	4 (25cc) + 3IN (5cc)
5.0/NN	4 (25cc) + 4IN (5cc)
6.0/NN	5 (25cc) + 5IN (5cc)
7.0/NN	6 (25cc) + 6IN (5cc)
8.0/NN	7 (25cc) + 7IN (5cc)
9.0/NN	9 (25cc) + 8IN (5cc)

MOCHAS

L'Oréal INOA	framcolor Eclectic CARE
4.8/M	4.25
5.8/M	5.25
6.8/M	6 (25cc) + 5HCE (5cc)
7.8/M	7 (25cc) + 6HCE (5cc)
9.8/M	8 (25cc) + 9HCE (5cc)

WARM BROWNS & BLONDES

L'Oréal INOA	framcolor Eclectic CARE
5.31/GB	5 (25cc) + 6.3 (5cc)
6.31/GB	6 (25cc) + 6.3 (5cc)
7.31/GB	7 (25cc) + 6.3 (5cc)
8.31/GB	8 (25cc) + 7.3 (5cc)
9.31/GB	9 (25cc) + 7.3 (5cc)
5.32/GV	6.3 (20cc) + 4.6 (10cc)
6.32/GV	6.3 (20cc) + 5.6 (10cc)
4.35/GRv	4.25 (25cc) + 6.3 (5cc)
5.35/GRv	5.25 + 6.3
7.35/GRv	7.3 (25cc) + 6.5 (5cc)

COPPERS

L'Oréal INOA	framcolor Eclectic CARE
5.4/C	5 + 6.4
7.4/C	7.4
6.40/CCC	6.4 + 3" 7AE
7.43/CG	7.4
7.44/CC	7.4 + 3" 7AE
4.45/CRv	4 (25cc) + 4.6 (5cc)
5.45/CRv	6.4 (20cc) + 4.6 (10cc)
6.45/CRv	6.4 (25cc) + 5.6 (10cc)
6.46/CR	6.4 + 6.5

GOLDS

L'Oréal INOA	framcolor Eclectic CARE
4.3/G	4 (25cc) + 6.3 (5cc)
5.3/G	5 (25cc) + 6.3 (5cc)
6.3/G	6.3

GOLDS cont'd

L'Oréal INOA	framcolor Eclectic CARE
7.3/G	7.3
8.3/G	8.363
9.3/G	9.3
6.34/GC	6.3 (25cc) + 6.4 (5cc)
7.34/GC	7.3 (25cc) + 7.4 (5cc)
8.34/GC	9.3 (25cc) + 8.4 (5cc)

REDS

L'Oréal INOA	framcolor Eclectic CARE
5.5/Rv	5.6 + 5.5
4.56/RvR	4.6 (10cc) + 5.5 (20cc)
5.56/RvR	6.5 + 5.6
5.6/R	5.5 + 4
5.60/RRR	5.5
5.62/RV	4.26 (25cc) + 5 (5cc)
5.64/RC	5.5 (25cc) + 6.3 (5cc)
6.64/RC	6.5 (25cc) + 6.3 (5cc)
6.66/RR	6.5

BLUES & GREENS

L'Oréal INOA	framcolor Eclectic CARE
9.01/NB	9.16
10.01/NB	10.61
4.07/NGr	4 (25cc) + 5SE (5cc)
6.07/NGr	6.12
7.07/NGr	7.26
5.1/B	5.1
6.1/B	6.1
7.1/B	7.1
8.1/B	8.1
9.1/B	9 + 8.1
5.12/BV	4 + 6.12
9.12/BV	9 (25cc) + 9.16 (5cc)
6.13/BG	6.3 + 6.12
7.13/BG	7.3 + 7.26
8.13/BG	8.363
9.13/BG	9 + 9.3
4.15/BRv	4.25
5.15/BRv	5.25
6.15/BRv	6 + 5.25

VIOLETS

L'Oréal INOA	framcolor Eclectic CARE
9.2/V	9.16
4.20/VVV	4.26
5.20/VVV	5 + 4.26
8.21/VB	8.262
6.23/VG	6.3 + 5.6
7.23/VG	7.3 + 5.6
4.26/VR	4.6
5.26/VR	5.6

MATRIX COLORINSIDER COMPARISON TO FRAMCOLOR ECLECTIC CARE

Color Key: ● - framcolor ECLECTIC

NEUTRAL

Matrix ColorInsider	framcolor Eclectic CARE
3/N	4 + 2NE
4/N	4 + 3NE
5/N	4
6/N	5
7/N	6
8/N	7
9/N	8
10/N	9
4.8/M	4.25
5.8/M	5.25
6.8/M	6 (25cc) + 5HCE (5cc)
8.8/M	8 (25cc) + 7HCE (5cc)
10.8/M	9 (25cc) + 9HCE (5cc)
4.03/NW	4 (10cc) + 3" 9GE
5.03/NW	5 (10cc) + 3" 9GE
6.03/NW	5 (20cc) + 6.3 (10cc)
7.03/NW	7 (20cc) + 6.3 (10cc)
8.03/NW	8 (20cc) + 7.3 (10cc)
9.03/NW	8 (20cc) + 9.3 (10cc)

COOL

Matrix ColorInsider	framcolor Eclectic CARE
2.11/AA	2NE
4.11/AA	4 (20cc) + 5.1 (10cc)
6.11/AA	6.1
5.1/A	5.1
6.1/A	6.12
8.1/A	8.262
10.1/A	9 (25cc) + 10.61 (5cc)
5.13/AG	6.3 + 5.25
7.13/AG	7.3 + 7.26
9.13/AG	9.3 + 9.16
3.2/V	4 + 4.6
5.2/V	4 + 5.6
7.2/V	7 + 5.6
9.2/V	9.16

WARM

4.38/GM	4 (25cc) + 4HCE (5cc)
5.38/GM	4 (25cc) + 5HCE (5cc)
7.38/GM	6.3 (25cc) + 7HCE (5cc)
5.54/BC	4 + 6.4
7.54/BC	6 + 7.4

WARM cont'd

Matrix ColorInsider	framcolor Eclectic CARE
4.56/BR	4 + 5.5
6.56/BR	6 + 6.5
8.31/GA	7.3 (25cc) + 9.16 (5cc)
6.32/GV	6.3 (25cc) + 5.6 (5cc)
8.32/GV	7.3 (25cc) + 5.6 (5cc)
10.32/GV	8.363
5.3/G	4 + 6.3
7.3/G	7.3
9.3/G	9.3
7.34/GC	7.3 (20cc) + 7.4 (10cc)
9.34/GC	9.3 (20cc) + 8.4 (10cc)
7.4/C	7.4 (25cc) + 7 (5cc)
8.4/C	8.4 (25cc) + 8 (5cc)
6.44+/CC	6.4
8.44+/CC	8.4
5.64/RC	5.5 + 6.4
7.64/RC	7.4 + 6.5

RED

Matrix ColorInsider	framcolor Eclectic CARE
5.6/R	5.5 (25cc) + 5 (5cc)
6.6/R	6.5 (25cc) + 6 (5cc)
5.66+/RR	5.5
6.66+/RR	6.5
4.62/RV	4.26
5.62/RV	5.5 (20cc) + 5.6 (10cc)
6.62/RV	6.5 (20cc) + 5.6 (10cc)
5.26/VR	4.6 (20cc) + 5.5 (10cc)

REDKEN CHROMATICS COMPARISON TO FRAMCOLOR ECLECTIC CARE

Color Key: ● - framcolor ECLECTIC

NATURALS

Redken Chromatics framcolor Eclectic CARE

2.01/N	2NE
3.01/N	4 + 2NE
4.01/N	4 + 3IN
5.01/N	4
6.01/N	5
7.01/N	6
8.01/N	7
9.01/N	8

ADJUSTING COOLS

Redken Chromatics framcolor Eclectic CARE

6.11/Aa	6.1
8.11/Aa	8.1
5.01/Ab	5.25
7.01/Ab	7.26
9.01/Ab	9.16
8.12/Av	8.262

COOL BROWNS & BEIGES

Redken Chromatics framcolor Eclectic CARE

4.17/Ag	4 (25cc) + 4.25 (5cc)
6.17/Ag	6 (25cc) + 6.12 (5cc)
8.17/Ag	8 (25cc) + 8.262 (5cc)
5.23/lg	4 + 6.3
6.23/lg	6.3 + 6.12
8.23/lg	8.363
5.13/Ago	5 + 6.3
7.13/Ago	6.12 + 7.3
9.13/Ago	8.262 + 9.3

REDS & VIOLETS

Redken Chromatics framcolor Eclectic CARE

4.56/Br	4 + 5.5
5.56/Br	5 + 5.5
6.56/Br	6 + 6.5
4.52/Bv	4 + 4.26
6.52/Bv	6 + 5.6
3.22/VV	4.6 (25cc) + 3IN (5cc)
5.22/VV	5.6
4.26/Vr	4.6 + 5.5
6.26/Vr	6.5 + 5.6
4.62/Rv	5.5 + 4.6
5.62/Rv	5.5 + 5.6

REDS & VIOLETS cont'd

Redken Chromatics framcolor Eclectic CARE

3.25/Vb	4.26 + 3IN
5.25/Vb	5 + 4.26
4.66/Rr	5.5 (20cc) + 4 (10cc)
6.66/Rr	6.5
4.6/R	4 + 5.5
6.6/R	6.5 + 6

COPPERS & GOLDS

Redken Chromatics framcolor Eclectic CARE

5.4/C	5 + 6.4
7.4/C	7.4
8.43/Cg	8.4 (20cc) + 7.4 (10cc)
5.46/Cr	5.5 + 6.4
6.46/Cr	6.4 + 5.5
7.46/Cr	7.4 + 6.5
4.3/G	4 + 2" 9GE

WARM BROWNS & BEIGES

Redken Chromatics framcolor Eclectic CARE

6.36/Gr	6.3 (25cc) + 5.5 (5cc)
8.36/Gr	7.3 (25cc) + 6.5 (5cc)
5.31/Gb	6.3 (25cc) + 5.25 (5cc)
6.31/Gb	6.3 (25cc) + 6.12 (5cc)
8.31/Gb	8.363 + 7.26
5.32/Gi	6.3 (25cc) + 5.6 (5cc)
7.32/Gi	7.3 (25cc) + 7.26 (5cc)
9.32/Gi	8.363
4.35/Gm	6.3 (25cc) + 4HCE (5cc)
6.35/Gm	6.3 (25cc) + 5HCE (5cc)
4.54/Bc	4 (20cc) + 6.4 (10cc)
5.54/Bc	5 (20cc) + 6.4 (10cc)
6.54/Bc	6 (20cc) + 6.4 (10cc)

NATURAL WARMS

Redken Chromatics framcolor Eclectic CARE

4.03/NW	4.25
5.03/NW	5.25
6.03/NW	5 (25cc) + 6.3 (5cc)
7.03/NW	6 (25cc) + 7.3 (5cc)
8.03/NW	7 (25cc) + 7.3 (5cc)
9.03/NW	8 (25cc) + 9.3 (5cc)
10.03/NW	9 (25cc) + 9.3 (5cc)

SCHWARZKOPF ESSENSITY COMPARISON TO FRAMCOLOR ECLECTIC CARE

Color Key: ● - framcolor ECLECTIC

NATURALS

Schwarzkopf Essensity	framcolor Eclectic CARE
3-0	4 (25cc) + 3IN (5cc)
4-0	5
5-0	5
6-0	6
7-0	7
8-0	8
9-0	9
3-00	4 (20cc) + 3IN (10cc)
5-00	4
7-00	6
9-00	8
7-2	7.26
5-31	5.1
8-14	8.262
9-14	9 + 9.16
8-19	8 + 9.16
10-19	10.61
4-45	4 (25cc) + 6.3 (5cc)
6-45	5 (20cc) + 6.3 (10cc)
8-45	8 (20cc) + 7.3 (10cc)
10-45	9 (20cc) + 9.3 (10cc)
6-46	6.5 + 5.6
7-46	6.5 (20cc) + 7RFE (10cc)
7-49	7.3 + 7.26
5-50	5 (20cc) + 6.3 (10cc)
7-50	7 (20cc) + 7.3 (10cc)
9-50	9 (20cc) + 9.3 (10cc)
6-55	6.3
7-55	7.3
9-55	9.3
5-60	5 (25cc) + 5HCE (5cc)
7-60	7 (25cc) + 7.26 (5cc)
9-60	9 (25cc) + 9.16 (5cc)
3-62	4.25 (25cc) + 3IN (5cc)
4-62	4.25
5-62	5.25
6-62	5 (25cc) + 6.12 (5cc)
8-62	7 (25cc) + 8.262 (5cc)
4-64	4 (25cc) + 4.6 (5cc)
7-64	7 (25cc) + 5.6 (5cc)
4-67	4 (25cc) + 4HCE (5cc)
5-67	5 (25cc) + 6.3 (5cc)
7-67	7 (25cc) + 7.3 (5cc)
4-68	4 + 4.6
5-68	5 + 5.6
6-68	6 + 5.5

REDS

Schwarzkopf Essensity	framcolor Eclectic CARE
5-70	5 + 6.4
6-70	6 + 6.4
7-77	7.4
8-77	8.4
8-75	8.4 (25cc) + 7.3 (5cc)
5-80	5 (20cc) + 5.5 (10cc)
5-87	5.5 (25cc) + 6.4 (5cc)
7-87	6.5 (20cc) + 7.4 (10cc)
4-88	4 + 5.5
5-88	5.5
6-88	6.5
4-99	4.6
6-99	5.6

FRAMCOLOR ECLECTIC APPLICATION INSTRUCTIONS

Framcolor Eclectic is measured using the universal metric system, based on units of 10 called cc's.

Each tube of framcolor Eclectic and framcolor Eclectic CARE is clearly marked in six 10cc increments, for ultimate ease in measuring.



1 tube = 60cc

60cc = 2 ounces

1 tube = 2 Color Applications

1 Color application = 30cc (1 ounce)

framcolor Eclectic

APPLICATION & TIMING

Apply framcolor Eclectic starting at the scalp, working through the ends of the hair.

Process according to the chart below:

MIXING

- Mix 30cc (1 oz.) of framcolor Eclectic with 60cc (2 oz.) of the appropriate volume activator.

Basic - 3% H₂O₂ for standard services, toning, and male clients.

Extra - 4.5% H₂O₂ for all gray coverage and brighter, more vivid results.

Desired End Result	Framesi Professional Activator	Processing Time
Gray Coverage (IN Series)	15 volume	35 minutes*
Gray Blending (NE Series)	10 volume	35 minutes
Refreshing/Balancing Faded Ends	10 or 15 volume	20 - 35 minutes
Toning Highlights with Toners	10 volume	5 - 10 minutes
Toning Highlights with Other Shades	10 or 15 volume	20 minutes
Shine Enhancing with OE	10 volume	25 - 35 minutes

*For very resistant gray hair, cover with a plastic bag and process under heat for 20 minutes

** When processing under heat, cool down for 10 minutes before rinsing

FRAMCOLOR ECLECTIC SERIES AND BASES

SERIES	BASE	SUGGESTED USE
INTENSE NATURAL		
IN	Blue-Violet	<ul style="list-style-type: none"> ◇ For intense gray coverage ◇ Mix with Activator Extra ◇ For 80-100% gray coverage
NATURAL GLAM		
NE	Blue-Violet	<ul style="list-style-type: none"> ◇ Excellent for gray blending ◇ Cooler tones control warmth ◇ Create cooler, soft ash browns/ blondes
NDE	Blue-Yellow-Red	<ul style="list-style-type: none"> ◇ Excellent for gray blending ◇ Creates natural golden results
SMOKEY GRAY		
SE	5SE, 6SE Blue-Green 7SE, 8SE, 9SE Violet-Yellow	<ul style="list-style-type: none"> ◇ Mix with any shade to control warmth ◇ Mix with IN series for coolest gray coverage ◇ Perfect toners for creating silver/gray hair
HOT CHOCOLATE		
HCE	Violet-Orange-Brown	<ul style="list-style-type: none"> ◇ Can be used alone to create beautiful, rich browns and blondes ◇ Creates optimum results on gray hair ◇ Excellent for low-lighting
GOLD IMMERSION		
DE	Yellow	<ul style="list-style-type: none"> ◇ Creates golden results ◇ Adds shine and luster to darker levels
FANCY ORANGE		
RDE	Orange-Yellow	<ul style="list-style-type: none"> ◇ Creates beautiful soft orange-yellow reds ◇ Not recommended to be used alone on gray hair
RED FIRE		
RFE	Red	<ul style="list-style-type: none"> ◇ Adds rich red tones ◇ Not recommended to be used alone on gray hair
PURPLE RAIN		
ME	Red-Violet	<ul style="list-style-type: none"> ◇ Creates mahogany, woody tones, imparting red-violet highlights
CVE	Violet-Red	<ul style="list-style-type: none"> ◇ Adds deeper, cool violet tones
PEARL		
PE	Violet-Blue	<ul style="list-style-type: none"> ◇ Can be used to create pearly, iridescent blondes ◇ Excellent for refining yellow when toning highlights
ABSOLUTE COLORS		
6VE	Pure-Violet	<ul style="list-style-type: none"> ◇ Vibrant, pure color additives to increase coloring options ◇ Can be mixed with any other framcolor Eclectic shade ◇ Use alone to accentuate pre-lightened/highlighted sections of hair ◇ For the brightest tones, the Absolute colors can be used without the activator and applied directly to pre-lightened hair
7AE	Pure-Orange	
7RE	Pure-Red	
9GE	Pure-Yellow	
OE	Neutral (Clear)	<ul style="list-style-type: none"> ◇ Use alone to create fabulous shine and condition ◇ Can be mixed with any framcolor Eclectic shade to reduce the intensity of color deposit without changing the actual tone
COOL TONERS		
CT	8CT Blue-Violet 9CT Violet	<ul style="list-style-type: none"> ◇ Only 5-10 minute processing to remove gold and refine color
WARM TONERS		
KT, AT HT	8KT Yellow-Orange-Violet 9AT Orange-Yellow 9HT Yellow-Yellow-Orange	<ul style="list-style-type: none"> ◇ Only 5-10 minute processing to add warmth and optimize desired color

GOLDWELL COLORANCE COMPARISON TO FRAMCOLOR ECLECTIC

NATURAL SERIES

Goldwell Colorance	framcolor Eclectic
2N	2NE
3N	3NE
4N	4NE
5N	5NE
6N	6NE
7N	7NE
8N	8NE
9N	9NDE
10N	9NDE + 0E
4NN	3IN
5NN	4IN
6NN	5IN
7NN	6IN
8NN	7IN

ASHES

Goldwell Colorance	framcolor Eclectic
2A	2NE
6A	6SE
10A	9SE
3NA	3IN
5NA	5IN + 6SE
7NA	7SE
9NA	9CT
10P	9PE + 0E
4BP	4IN + 5SE
5BP	5IN + 5SE
6BP	7PE
8BP	8PE
10BP	9PE + 0E
10V	9PE
5MB	5NE + 6SE
7MB	7SE
9MB	9SE
6SB	6SE + 6IN
8SB	8SE + 8IN
8CA	8SE
8BA	8SE + 8NE
9BA	9SE + 9NDE
10BA	9SE + 0E
10BS	9SE + 9NDE

GOLDS

Goldwell Colorance	framcolor Eclectic
4G	4NE (25cc) + 9GE (5cc)
7G	7DE
8G	8DE
10G	9NDE (25cc) + 9HT (5cc)
5B	6DE (20cc) + 5NE (10cc)
6B	6DE (20cc) + 6NE (10cc)
7B	7DE (20cc) + 7NE (10cc)
8GB	8HCE
9GB	9HCE

GOLDS cont'd

Goldwell Colorance	framcolor Eclectic
5BG	5IN + 6DE
7BG	7IN + 7DE
10BG	9NDE + 0E

REDS

Goldwell Colorance	framcolor Eclectic
6K	6RDE
8K	8RDE
6KG	6RDE
7KG	7RDE
9KG	8RDE + 0E
6KR	6RDE (25cc) + 6RFE (5cc)
5RB	5HCE (25cc) + 7RE (5cc)
6RB	6HCE (25cc) + 7RE (5cc)
7RB	7HCE (30cc) + 3" 7RE
4R	4HCE + 6RFE
5R	6RFE + 5HCE
6R	6RFE
4V	4CVE
3VV	4CVE (25cc) + 6VE (5cc)
5VV	4CVE + 6VE
6VV	6VE
5BV	5ME
7RR	7RFE + 7RE
7RO	7RFE + 7AE
BOR	8RDE (25cc) + 7AE (5cc)

TONING

Goldwell Colorance	framcolor Eclectic
9 Silver Express Toning	9SE
10 Silver Exp. Toning	9SE + 0E
9 Crème Exp. Toning	8KT + 0E
10 Crème Exp. Toning	8KT (10cc) + 0E (20cc)
9 Champagne Exp. Toning	9NDE
10 Champagne Exp. Toning	9NDE + 0E
9 ICY	9CT
10 ICY	9CT + 0E

CONCENTRATES

Goldwell Colorance	framcolor Eclectic
V- Creativ Color	6VE
R- Creativ Color	7RE
O- Creativ Color	7AE
Y- Creativ Color	7GE
Clear	0E

MIXERS

Goldwell Colorance	framcolor Eclectic
GG mix	9GE
KK mix	7AE
P mix	8CT
RR mix	7RE
VV mix	6VE

L'ORÉAL DIA LIGHT/RICHESSE COMPARISON TO FRAMCOLOR ECLECTIC

NATURALS

L'Oréal Dia Light/Richesse	framcolor Eclectic
1	2NE
3	3NE
4	4NE
5	5NE
6	6NE
7	7NE
8	8NE
9	9NDE
3.001	3IN
4.01	4IN
6.01	6IN
7.01	7IN

COOL

L'Oréal Dia Light/Richesse	framcolor Eclectic
6.02	6NE + 7PE
8.02	8NE + 8PE
9.02	9NE + 9PE
9.03	9NDE
6.1	6SE
8.1	8SE
2.10	2NE
9.11	9SE
5.12	5IN (25cc) + 4HCE (5cc)
7.12	7IN (25cc) + 7HCE (5cc)
9.12	9IN (25cc) + 9HCE (5cc)
10.12	9CT
5.13	5NE
6.13	6HCE + 6SE
7.13	7HCE + 7SE
8.13	8HCE + 7SE
9.13	9PE
7.14	7HCE
4.15	4NE (25cc) + 4HCE (5cc)
6.23	6HCE + 6DE
7.23	7HCE + 7DE
8.23	8HCE + 8DE
6.24	6NE (25cc) + 6RFE (5cc)

GOLDS

L'Oréal Dia Light/Richesse	framcolor Eclectic
4.3	4NE + 1" 9GE
5.3	5NE (25cc) + 9GE (5cc)
6.3	6DE

GOLDS cont'd

L'Oréal Dia Light/Richesse	framcolor Eclectic
6.34	6DE (20cc) + 6RDE (10cc)
7.3	7DE
7.31	7DE (25cc) + 7NE (5cc)
7.32	7DE (25cc) + 7IN (5cc)
7.34	7DE (20cc) + 7RDE (10cc)
8.3	8DE
8.34	8DE (20cc) + 8RDE (10cc)
9.3	9DE

REDS

L'Oréal Dia Light/Richesse	framcolor Eclectic
4.26	4NE + 5ME
4.5	4CVE + 3" 7RE
4.62	4CVE
4.65	4CVE
5.15	5IN + 5HCE
5.26	5ME
5.5	5HCE (20cc) + 7RFE (10cc)
5.54	5MP
5.6	6HCE (20cc) + 6RDE (10cc)
5.65	6HCE (20cc) + 6RFE (10cc)
5.66	5NE + 7RE
6.4	6RDE
6.45	6RDE
6.64	6RDE + 6RFE
7.43	7RDE + 7AE

WARM

L'Oréal Dia Light/Richesse	framcolor Eclectic
4.8	4NE + 4HCE
5.31	5NE + 3" 9GE
5.32	5HCE (25cc) + 7RDE (5cc)
5.35	5HCE
5.42	5HCE + 3" 7AE
5.52	5HCE + 5ME
5.8	5NE + 5HCE
6.35	6HCE
6.46	6HCE + 6RFE
6.53	6HCE + 6DE
6.55	6HCE + 6RFE
6.8	6NE + 6HCE
7.31	7NE (20cc) + 7DE (10cc)
7.35	7HCE
7.8	7NE + 7HCE
8.31	8NE (20cc) + 8DE (10cc)
9.31	9NDE (25cc) + 9DE (5cc)

MATRIX COLOR SYNC COMPARISON TO FRAMCOLOR ECLECTIC

NEUTRALS

Matrix Color Sync	framcolor Eclectic
3N	3NE
5N	5NE
6N	6NE
8N	8NE
10N	9NDE
5WN	5NE + 5HCE
6WN	6NE + 6HCE
7WN	7NE + 7HCE
8WN	8NE + 8HCE

ASHES

Matrix Color Sync	framcolor Eclectic
4A	5SE (20cc) + 4NE (10cc)
6A	6SE
8A	8P
10A	9P
7AG	7PE + 7SE

GOLDS

Matrix Color Sync	framcolor Eclectic
4G	4HCE + 1" 9GE
6G	6DE
8G	8DE
10G	9DE
6GG	6DE + 1" 9GE
8GG	8DE + 1" 9GE
9GV	9PE + 9NDE

REDS

Matrix Color Sync	framcolor Eclectic
6CG	6DE + 6RDE
8CG	8DE + 8RDE
4RB	4HCE
6RB	6RDE
6RC	6RDE
8RC	8RDE
4RV	4CVE + 1" 7RE
6RV	4CVE + 4NE
4BC	4NE
6BC	6NE + 6RDE
8BC	8NE + 8DE
4BR	4NE (25cc) + 7RE (5cc)
6BR	6NE (25cc) + 7RE (5cc)
7RR	7RFE
7CC	7RDE (25cc) + 7AE (5cc)

MOCHAS

Matrix Color Sync	framcolor Eclectic
5M	5HCE
6M	6HCE
7M	7HCE
8M	8HCE
10M	9HCE
5MM	5HCE + 5NE
7MM	7HCE + 5NE
10MM	9HCE + 9NE
5WM	5HCE + 1" 7RE
7WM	7HCE + 1" 7RE

VIOLETS

Matrix Color Sync	framcolor Eclectic
8V	8PE + 1" 6VE
10V	9PE + 1" 6VE
3VV	3NE + 6VE
5VV	5NE + 6VE

BOOSTERS

Matrix Color Sync	framcolor Eclectic
Red	7RE
Copper	7AE
Gold	9GE

REDKEN SHADES EQ COMPARISON TO FRAMCOLOR ECLECTIC

BLACK TO GRAY BACKGROUND COLOR

Redken Shades EQ	framcolor Eclectic
06T	6SE + 7PE
09T	9SE + 8CT
06GN	6SE
08GN	8SE
01B	2NE

BROWN TO TAN BACKGROUND COLOR

Redken Shades EQ	framcolor Eclectic
03N	3NE
05N	5IN + 6SE
06N	6IN + 6SE
08N	8IN + 8SE
09N	9HCE + 9PE
03NB	3IN
04NB	4IN
06NB	6IN
07NB	7IN
09NB	9HCE
06GB	6HCE + 6DE
07GB	7HCE + 7DE
09GB	9HCE + 9NDE
03G	3NE + 9GE
05G	5NE (20cc) + 9GE (5cc)
06G	6DE
07G	7DE
09G	9DE
04WG	4HCE (25cc) + 9GE (5cc)
06WG	6HCE (25cc) + 9GE (5cc)
08WB	8HCE (25cc) + 9GE (5cc)
07C	7RDE
08C	8RDE
06AA	6RDE (25cc) + 7AE (5cc)
09AA	9NDE + 8RDE
05CB	5NE (25cc) + 7AE (5cc)
06CB	6RDE + 6NE
07CB	7RDE + 7NE
03RB	3NE (25cc) + 7RE (5cc)
06RB	6NE + 6RFE
09RB	9NDE (25cc) + 7RE (5cc)
05MV	5ME
07MV	7NE + 1" 6VE
08MV	8NE + 1" 6VE

NO BACKGROUND COLOR

Redken Shades EQ	framcolor Eclectic
06R	6RFE
05RV	5ME
07V	7PE
08V	8PE
09V	9PE

SCHWARZKOPF VIBRANCE COMPARISON TO FRAMCOLOR ECLECTIC

NATURALS

Schwarzkopf Vibrance	framcolor Eclectic
1-0	2NE
3-0	3NE
4-0	4NE
5-0	5NE
6-0	6NE
7-0	7NE
8-0	8NE
9-0	9NDE
5-1	5SE
9-1	9SE
7-4	7HCE
8-4	8HCE
9-4	9HCE

GOLDS

Schwarzkopf Vibrance	framcolor Eclectic
5-5	6DE + 5NE
7-5	7DE
9-5	9DE
6-55	6DE + 6HCE
7-55	7DE + 7HCE
9-55	9DE + 9HCE
5-57	6RDE (25cc) + 5NE (5cc)
7-57	7RDE (25cc) + 7NE (5cc)
3-65	3NE + 4HCE
4-65	4NE + 4HCE
4-65	4NE + 4HCE
6-65	6NE + 6HCE
7-65	7NE + 7HCE
8-65	8NE + 8HCE

REDS

Schwarzkopf Vibrance	framcolor Eclectic
4-66	4HCE + 4CVE
5-66	5HCE + 5ME
6-66	6HCE + 6RFE
5-68	5IN + 6RFE
6-68	6IN + 7RFE
6-7	6RDE
9-7	9AT
7-77	7RDE + 9AT
8-77	8RDE + 9AT
5-88	5NE + 7RE
6-88	6RFE
7-88	7RFE
4-89	4CVE
6-89	5ME (25cc) + 6NE (5cc)
6-99	6VE

WELLA COLOR TOUCH COMPARISON TO FRAMCOLOR ECLECTIC

NATURAL SERIES

Wella Color Touch	framcolor Eclectic
2/0	2NE
3/0	3NE
4/0	4NE
5/0	5NE
6/0	6NE
7/0	7NE
8/0	8NE
9/0	9NDE
10/0	9NDE + 0E

ASHES

Wella Color Touch	framcolor Eclectic
9/01	9SE
10/01	9SE + 0E
9/16	9PE (25cc) + 9HCE (5cc)
5/1	5SE
7/1	7SE

GOLDS

Wella Color Touch	framcolor Eclectic
5/03	6DE + 6NE
7/03	7DE + 7NE
8/03	8DE + 8NE
9/03	9DE + 9NE
10/03	9DE + 0E
5/3	5NE + 6DE
6/3	6DE
7/3	7DE
8/3	8DE
9/3	9DE
10/3	9DE + 0E
6/35	6DE + 6HCE

REDS

Wella Color Touch	framcolor Eclectic
5/4	5NE + 6RFE
6/4	6RFE
7/4	7RFE
7/43	6RDE
8/43	7RDE + 7RE
6/45	8RDE
6/47	6NE + 6RFE
3/5	3NE + 4CVE
4/5	4CVE + 6RFE
5/5	5ME

REDS cont'd

Wella Color Touch	framcolor Eclectic
4/57	4NE + 4CVE
4/6	4CVE
10/6	9PE
5/66	5ME + 6VE
3/68	3NE + 6VE
66/44	6RFE + 7RE
66/45	6RFE + 6VE
77/45	7RFE + 6VE
44/65	4CVE + 7RE
55/54	5ME + 6RFE

CLASSICS

Wella Color Touch	framcolor Eclectic
6/7	6IN
7/7	7IN
4/71	3IN + 5SE
5/71	5IN + 5SE
6/71	6IN + 6SE
7/71	7IN + 7SE
8/71	8IN + 8SE
5/73	4IN + 6DE
6/73	6IN + 6DE
7/73	7IN + 7DE
8/73	8IN + 8DE
9/73	9IN + 9DE
5/75	5IN + 4CVE
6/75	6IN + 5ME
7/75	7IN + 5ME
4/77	4IN + 4NE
6/77	6IN + 6NE
8/81	8SE + 8PE
10/81	9SE + 9PE
7/89	7PE

MIX & MORE

Wella Color Touch	framcolor Eclectic
0/00	0E
0/34	7AE
0/45	7RE + 6CV
0/68	8CT
0/88	9CT

PATCH TESTING

AMMONIA-FREE
FRAGRANCE FREE
VEGAN
GLUTEN FREE

Preliminary Test Strand/Patch Test

To formulate for desired color, use formula in minute form:
4" of Formula and 10cc of Activator

Example: Formula 30cc of 5IN with 60cc of Eclectic Extra

- Test Strand/Patch-test
4 ribbon inches of 5IN
10cc Eclectic Extra

Note:

A predisposition test (patch-test) is required with framcolor Eclectic CARE and framcolor Eclectic.

Perform test 24 - 48 hours prior to color service behind the ear or in bend of the elbow. Patch test formulation must be the exact same formula to be used on the client.

COMPLETING THE COLOR SERVICE

Shampoo Go + Post Color + Mask = 47% added color longevity



SHAMPOO GO

A superior cleansing shampoo formulated to remove residue and neutralize chemicals & alkalinity.

1

POST COLOR

An acidic after-color sealer, containing a peroxide scavenger to stop color oxidation. Closes the cuticle to seal in color.

2



Completing the Color Service

When color process is complete, rinse and shampoo with Shampoo Go. Rinse. Apply Post Color, and without rinsing, apply Mask directly on top. Retain 2-3 minutes. Rinse.

These products complete the framesi color system and return hair to its natural pH balance, to ensure minimal fadeage, and beautiful, long lasting results.



3

MASK

An after-color restructuring mask designed to strengthen the hair shaft & keep the cuticle compact for maximum color hold.

4

SUPER SMAK

Removes unwanted haircolor stains from the skin using a mix of stain-removing and soothing ingredients.



Before, During, and After Color



RELIEF

Soothing scalp spray; performs an effective, instant, prolonged action reducing sensitive scalp irritation before, during, and after the color service. For all hair types and hair color services.



GRAY BOOSTER

Specifically formulated to boost gray coverage and color deposit on the most resistant, rebellious hair types, with all haircolors on the market today.



FRAMCOLOR

Eclectic
(ARE

&

FRAMCOLOR

Eclectic

COLOR COMPARISON GUIDE



 framesi®
JUST FOR YOU

Eclectic
&
Eclectic

FRAMCOLOR
CARE
FRAMCOLOR

framesi Technical Assistance

1.800.245.6323

M - F, 9 a.m. - 8 p.m., Sat. 10 a.m. - 2 p.m. EST.



© 2020 framesi North America

17 Avenue A

Leetsdale, PA 15056

framesi Technical Assistance

1.800.245.6323

www.framesiprofessional.com

900164-000

Rev. 11/20/2020